



# PINMAR NEWS

DELIVERING YOU EVERYTHING THAT'S HAPPENING AND NOT HAPPENING

Sadly this '40 FORD is...

# BURNING UP THE ASPHALT

Thankfully it wasn't one of our members!



It was a bad day for the 1940 FORD as it's left outer axle bearing froze up and caused the tire to catch fire. It quickly spread to everything, highlighting the importance of having a fire extinguisher nearby. What kind of Fire Extinguisher do you need?

Below you will find a few choices. Acquiring a fire extinguisher for your car is very simple. Merely visit a nearby auto parts store or home improvement store, go online, and purchase whatever extinguisher they have on the shelf. The extinguisher you purchase must be suitable

*Continued on page 7*

**PRESIDENT**

Mike Culotta  
727-433-0995  
[culotta@mac.com](mailto:culotta@mac.com)

**VICE PRESIDENT**

Ron Roberson  
727-430-3226  
[airloom67@yahoo.com](mailto:airloom67@yahoo.com)

**SECRETARY**

Ronnie McCabe  
727-253-8622  
[flbabe2@ymail.com](mailto:flbabe2@ymail.com)

**TREASURER**

Jack Adair  
727-560-5873  
[cadair002@tampabay.rr.com](mailto:cadair002@tampabay.rr.com)

**MEMBERSHIP**

Wanda Ray  
727-709-6250  
[wandaray@tampabay.rr.com](mailto:wandaray@tampabay.rr.com)

**EDITOR**

Mike Culotta  
727-433-0995  
[culotta@mac.com](mailto:culotta@mac.com)

**TOUR CHAIR**

Bob Croslin  
727-588-9182  
[rcroslin29@gmail.com](mailto:rcroslin29@gmail.com)

**SUNSHINE**

Jane Golly  
727-522-4550  
[sutchjim@gmail.com](mailto:sutchjim@gmail.com)

**WEBSITE**

Mike Culotta  
727-433-0995  
[culotta@mac.com](mailto:culotta@mac.com)

**HOSPITALITY**

Linda Umberger  
727-421-1493  
[linda@bluegroup.com](mailto:linda@bluegroup.com)

**HV CORDINATOR**

Mike Culotta  
727-433-0995  
[culotta@mac.com](mailto:culotta@mac.com)

**PCHS LIAISON**

Roland Martens  
727-347-3282  
[rolandm@tampabay.rr.com](mailto:rolandm@tampabay.rr.com)

EVERYTHING YOU NEED TO KNOW IS BELOW

# CLUB INFORMATION

**The Pin-MAR Antique Car Club, Inc.** is a not-for-profit corporation founded as a club in Pinellas County, Florida, in 1964. (Pin-MAR is an acronym for the Pinellas Model A Restorers) The club's founders were dedicated to restoring and preserving the Model A Ford. The club now accepts members with all makes, models, and years of vehicles. Meetings are on the first Thursday of each month at Heritage Village in the Pinellas Room or as announced in this newsletter. The club dedicates time and resources to Heritage Village, including volunteers who run the H.C. Smith General Store, care for the period garage display, and maintain the park's antique vehicles. The club also conducts tours, outings, an annual Picnic, an annual Car Show, and sponsorship of the Heritage Village General Mercantile & Garage. It's a fun, all-volunteer club for the entire family, with annual dues (Jan1-Dec 31) set at just \$20.00.

## NEXT CLUB MEETING

### THURSDAY, AUGUST 3RD @ 6:30PM

Pinellas Room @ Heritage Village 11909 125th Street, Largo, FL 33774

## WEBSITE / SOCIAL

[WWW.PINMAR.ORG](http://WWW.PINMAR.ORG) or [WWW.PIN-MAR.COM](http://WWW.PIN-MAR.COM)

[JOIN OUR FACEBOOK GROUP CLICK HERE](#)

## NEWSLETTER

Contributions, suggestions and questions should be emailed to:

[PINMARNEWSLETTER@GMAIL.COM](mailto:PINMARNEWSLETTER@GMAIL.COM)

MISSING A NEWSLETTER? →



MISSING A NEWSLETTER?  
CLICK HERE TO VISIT THE NEWSLETTER ARCHIVES

## DUES \$20

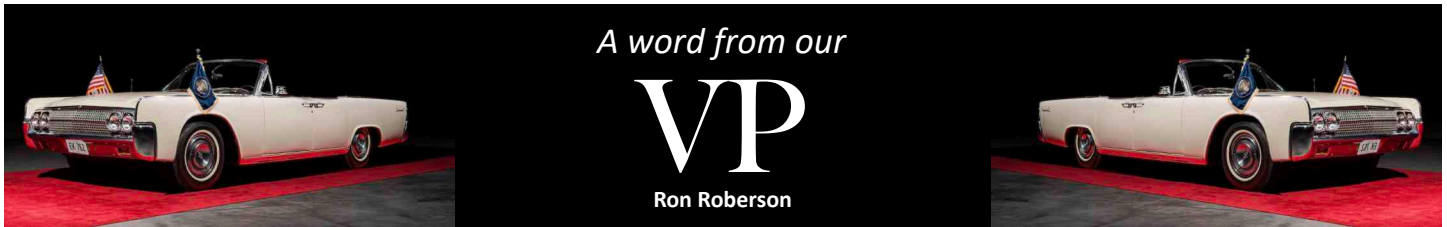
Make your checks payable to Pin-Mar and mail to Wanda Ray, at 13297 Park Boulevard, Seminole, FL, 33776. Please, call at 727-709-6250 if you have any questions.



## CONTACT INFORMATION

11909 125TH STREET, LARGO, FL 33774

[INFO@PINMAR.ORG](mailto:INFO@PINMAR.ORG)



A word from our

VP

Ron Roberson

# KIDS AT THE PARK *and the funny things they say*

One of the things that I enjoy most about Pin-MAR is the opportunity to be a docent at the Heritage Village store. It is fun to meet people and tell them all about the building, the garage and the antique cars. It is even more fun to host a group of school kids. Having said that, let me add a qualifier. It is fun to host a group of school kids that have proper adult supervision, either by teachers or effective chaperones. If the group is under control, the kids will listen and be eager to learn. If they are running around like wild banshees, then nobody learns anything.

The most fun is the garage. I like to point out the crank on one of the Model Ts and ask what it is for. It is amazing how many times a small kid will know that it is used to start the engine. The other fun thing is fielding their questions, which can really be entertaining. Kids have a beautiful brain that applies a very pure logic, but it is based on a still small database that reveals a pure innocence. The following are five examples of recent encounters with second graders.

**Me:** Our building was built in 1915, and it used to be in downtown St. Petersburg where All Children's Hospital is now.

**Boy 2<sup>nd</sup> Grader:** Were you alive then?

**Me:** Uh...no. But thanks for asking.

**Girl 2<sup>nd</sup> Grader** (pointing at the 1928 Model A): Wow, are these cars from like the 1980s?

**Me:** They're even older than that.

**Me:** This is a 1925 Ford Model T car.

**Girl 2<sup>nd</sup> Grader:** Is that a food truck?

**Me:** No. It's a car, like you have at home but much older.

**Boy 2<sup>nd</sup> Grader:** Why is it so tall?

**Me:** Because men and women wore big hats back then.

**Girl 2<sup>nd</sup> Grader** (again): It sure looks like a food truck. What kind of food did they sell?

**Me:** It's not a food truck. It's a car. Does anyone have any other questions.

**Girl 2<sup>nd</sup> Grader** (again): What year did MacDonaldis start?

**Me:** 1955

**Chaperone Mom** (knowing that we were well off of script): I'm impressed that you knew that.

**Me:** Who can tell me what this (crank) is for?

**Boy 2<sup>nd</sup> Grader:** It starts the engine.

**Me:** Right

**Boy 2<sup>nd</sup> Grader** (again): When you turn that, it causes gasoline to get to the spark plugs and they light up and burn the gasoline and the engine starts running.

**Teacher** (to me): He's really into these things.

**Me:** We have an opening for a docent here.



Continued on page 7

# RUNNING N EMPTY

By Ron Roberson

## BURMA SHAVE MEMORIES

When I was a kid growing up in southern Ohio, our family would invariably take a summer vacation trip. Sometimes we went on fishing and camping trips. We also took occasional trips to visit relatives on a farm in Tennessee, and we sometimes ventured all the way to Florida. The Interstate Highway system was still in the early stages, so we were mainly traveling on two-lane highways. As kids, my brother and I were entertained by the road signs along the way. They would advertise proclaimed world wonders like Rock City, Ruby Falls and Lookout Mountain. Other signs pointed out exotic encounters like alligator farms or Native American attractions. Still others touted restaurants that were so proud of their air conditioning that they didn't even mention the food. But our all-time favorites were the series of small signs that advertised a product called Burma Shave.

Never in the history of the world has there been a more successful advertising campaign that fit the needs of the era like the Burma Shave signs. The nation had been crisscrossed with a good highway system. The automobile had become quite reliable with improved tires, better gasoline and dependable ignition systems, and families had enough confidence in those cars to venture out on long trips. Their unique Burma Shave roadside ad campaign was nothing short of genius.

The Burma Shave signs were enticing. They consisted of a series of five or six small signs placed at 100-foot intervals. If read in order, the signs progressively stated a clever message, and the last sign always had the Burma Shave logo. Dad would be driving the family Olds, and Mom would sit in the classic seat known as "riding shotgun", while my brother and I would be sitting in the back seat. Mom would announce the approaching signs, and we would scramble to see them. A sampling of those messages follows.



· *Does your husband / Misbehave / Grunt and grumble / Rant and rave / Shoot the brute some / Burma-Shave*

· *Hardly a driver / Is now alive / Who passed / On hills / At 75 / Burma-Shave*

· *Past / Schoolhouses / Take it slow / Let the little / Shavers grow / Burma-Shave*

· *Don't take / a curve / at 60 per. / We hate to lose / a customer / Burma-Shave*

· *If you dislike / Big traffic fines / Slow down / Till you / Can read these signs / Burma-Shave*

· *Our fortune / Is your / Shaven face / It's our best / Advertising space / Burma-Shave*

· *Train approaching / Whistle squealing / Stop / Avoid that run-down feeling / Burma-Shave*

· *Keep well / To the right / Of the oncoming car / Get your close shaves / From the half pound jar / Burma-Shave*



· *If you don't know / Whose signs these are / Then you haven't driven / Very far / Burma-Shave*

· *Shaving brushes / You'll soon see 'em / On display / In some museum / Burma-Shave*

The Burma Shave signs first appeared in 1925 and graced the roadways until 1963, when the Burma-Vita company was purchased by Gillette. By that time, the interstate highway system was well under way, and more and more travelers preferred the faster roads. With lighter traffic on the older highways and speeds substantially increased on the limited access highways, the Burma Shave signs became history. See you on the road.

# Upcoming Events

**JULY • JULY • JULY**  
**NO MEETING**

**TUESDAY**  
**JULY 4** SAFETY HARBOR INDEPENDENCE DAY  
**PARADE**

**Date:** Tuesday, July 4, 2023  
**Time:** 9:00 a.m.  
**Location:** Safety Harbor  
**Notes:** If you feel celebratory, you can join in with The Suncoast T Club for the annual Safety Harbor Independence Day Parade. Afterwards, they're going to air conditioned Applebee's for lunch. Lineup is by 9:00 AM on Bayshore Drive 2 blocks south of Main Street and the Safety Harbor Spa.








**TUESDAY**  
**JULY 4** THE ST. PETE JIM SUTCH TOUR TO  
**BREAKFAST**


**Date:** Tuesday, July 4, 2023  
**Time:** 9:00 a.m.  
**Location:** Northeast Shopping Center  
 294 37th Avenue North  
 St. Petersburg, FL 33704

**Notes:** Departure from the Northeast Shopping Center parking lot at 9:00 AM. The lot is located directly East of the McDonalds at 3800 4th St. N. in St. Petersburg. We'll finish up about 45 minutes later at The Hanger Restaurant



**TUESDAY**  
**JUL 11** Monthly  
**BREAKFAST**

**Date:** Tuesday, July 11, 2023  
**Time:** 9:00 AM  
**Location:** Kim's Family Restaurant  
 2101 Starkey Road #L4/L5  
 Largo, FL 33778



**THURSDAY**  
**JUL 27** CLASSIE LASSIE  
**LUNCHEON**

**Date:** Thursday, July 27, 2023  
**Time:** Noon  
**Location:** Columbia Restaurant  
 1241 Gulf Boulevard  
 Clearwater, FL 33767

**More Info:** See Classie Lassie page and flyer in newsletter



GEM of SPANISH RESTAURANTS

**THURSDAY**  
**AUG 3** PIN-MAR  
 MONTHLY MEETING



**THURSDAY**  
**SEP 7** PIN-MAR  
 MONTHLY MEETING



**THURSDAY**  
**OCT 5** PIN-MAR  
 MONTHLY MEETING



**THURSDAY**  
**NOV 2** PIN-MAR  
 MONTHLY MEETING



**THURSDAY**  
**DEC 7** More Details  
 Coming

CELEBRATE THE HOLIDAYS WITH FRIENDS  
 AT THE ANNUAL PIN-MAR  
**Christmas**  
 DINNER PARTY



**MONDAY**  
**JAN 1** NYDBT. **43rd**  
 NEW YEARS DAY BIRTHDAY TOUR Annual



WE NEED YOUR CONTRIBUTIONS FOR THIS CALENDAR... EMAIL MIKE CULOTTA AT [CULOTTA@MAC.COM](mailto:CULOTTA@MAC.COM)



July 1, 2023

Hello Everyone,

Join us for the July Fourth Red, White, and Blue Celebration! We'll start with a brief tour of St. Petersburg, followed by a delicious breakfast at The Hanger restaurant, which overlooks the runway at Albert Whitted Airport. Please refer to the newsletter's calendar and flyer for more information.

I would like to express my gratitude to several members who have provided valuable information for this month's newsletter. Ford Easton and Bob Croslin's news story inspired our cover story. Ronnie McCabe shared a delicious recipe, and John Gill helped complete our PIN-MAR Newsletter Archive by locating some missing newsletters. The Classie Lassies submitted a photo of their recent outing, while Bob Croslin and Ron Roberson continue to contribute content every month. I encourage everyone to share interesting information with us, as this newsletter is a reflection of the entire club. The more contributions we receive, the better our News and Gossip column will be and the more informed you will be too.

I would love to continue to have a monthly piece on the History of PIN-MAR. So anyone who's got something from PIN-MAR's past they would like to share let me know. Let's start with a simple request. Anyone who has a PIN-MAR t-shirt, hat or any other merchandise from the past please bring it to the next meeting or send me a picture of the item.

Best regards,

**Mike Culotta**  
Pin-MAR President  
Heritage Village Car Show Chairman

Continued from page 3

**Me:** This is a 1925 Ford Model T car. It's almost 100 years old.


**Girl 2<sup>nd</sup> Grader** (giggling, dancing around and clapping her hands).

**Me:** You are really happy today.

**Girl 2<sup>nd</sup> Grader:** It's that sign on the wall that says "Kendall". That's my name!

At that point, we stopped and took her picture standing next to the Kendall Oil sign.

I love working as a docent at the Village store. It is especially fun to share history with small kids. Who knows? We might be planting seeds for future Pin-MAR members. See you on the tours. Drive something really old...like from the 1980s.



Continued from page 1

for handling electrical and flammable liquid fires. It's a good idea to know what you need before you buy. I purchased the First Alert Pro 2.5 Dry Chemical Fire Extinguisher with a UL rating of 1A:10B:C. Although it's small, it's suitable for my car. Whatever you buy, check the UL rating when selecting a fire extinguisher.

The letters in the UL rating tell us what kind of fires the extinguisher is suitable for. **A** is good for paper and wood fires, **B** for flammable-liquid fires, and **C** for electrical fires. Considering all three could happen in your vehicle, you should find an extinguisher that can handle all three scenarios. The numbers in the UL rating tell us how big of a fire we can extinguish. Fires rated 1A and 10B are smaller, but this rating should work just fine for your car.

A thought...Having too many extinguishers is better than not having enough.

**Where Should You Mount a Fire Extinguisher?**

**In The Garage:** We all should have a few fire extinguishers strategically placed in the garage. A large extinguisher should be next to the garage entrance(s), while another should be easily accessible near the toolbox or workbench. Additionally, it's crucial to have a fire extinguisher nearby when doing any welding or engine work for quick access in an emergency.

**In The Car:** It's not advisable to keep your fire extinguisher in the trunk of your car. This is because you will need immediate access to it in case of a fire, and delayed response can cause significant damage. To ensure quick access, look for a storage space that is more convenient and accessible than the trunk. Remember that fires can escalate rapidly and become difficult to control.

You can easily mount a fire extinguisher wherever you prefer using pre-made mounts. It's essential to have the extinguisher within reach of the driver's seat to prevent a major incident, whether it's your car or someone else's. Remember, prevention is key.



**A TRASH-WOOD-PAPER**  
Fire extinguishers with a Class A rating are effective against fires involving paper, wood, textiles, and plastics. The primary chemical used to fight these fires is monoammonium phosphate, because of its ability to smother fires in these types of materials.



**B LIQUIDS**  
Fire extinguishers with a Class B rating are effective against flammable liquid fires. These can be fires where cooking liquids, oil, gasoline, kerosene, or paint have become ignited. Two commonly used chemicals are effective in fighting these types of fires. Monoammonium phosphate effectively smothers the fire, while sodium bicarbonate induces a chemical reaction which extinguishes the fire.



**C ELECTRICAL EQUIPMENT**  
Fire extinguishers with a Class C rating are suitable for fires in "live" electrical equipment. Both monoammonium phosphate and sodium bicarbonate are commonly used to fight this type of fire because of their nonconductive properties.

CLASSES OF FIRES	TYPES OF FIRES	PICTURE SYMBOL
<b>A</b>	Wood, paper, cloth, trash & other ordinary materials.	
<b>B</b>	Gasoline, oil, paint and other flammable liquids.	
<b>C</b>	May be used on fires involving live electrical equipment without danger to the operator.	
<b>D</b>	Combustible metals and combustible metal alloys.	
<b>K</b>	Cooking media (Vegetable or Animal Oils and Fats)	

Three links provided for more information regarding vehicle fire extinguishers

[LINK](#)  
**1**

[LINK](#)  
**2**

[LINK](#)  
**3**

# The Classie Lassie Corner

By Ginny Lyke



*Ladies, grab your hat and shoes,  
We've got some misbehavin' to do!*



*This beautiful group of Classie Lassies shared the afternoon together at E&E Steakout. We can only wonder why more Lassies don't join in. Please reserve your spot for next month at The Columbia Restaurant in Sand Key, noon as always. You never know what you'll miss but we know we don't want to miss you!*

**WHO:** ALL PIN-MAR LADIES AND THEIR LADY GUEST  
**WHAT:** CLASSIE LASSIE 'GET TOGETHER' AND LUNCHEON  
**WHEN:** THURSDAY, JULY 27, 2023 @ NOON  
**WHERE:** COLUMBIA RESTAURANT  
 1241 GULF BOULEVARD, CLEARWATER (SAND KEY), FL 33767

If you're interested in joining their next get-together, see the flyer in the newsletter and RSVP.

## FAVORITE Family RECIPES OF THE MONTH



*Thanks for sharing the recipe Ronnie McCabe*

### Summer Delight Jello Party Cake

15 min | EASY | Serves 8

*Everyone loves this!*

**Ingredients:**

- 1 package (3oz) Jello any flavor
- 2/3 cup boiling water
- 2 cups of ice cubes
- 3 1/2 cups Cool Whip
- 1 cup diced fruit
- 1 graham cracker pie shell

**Directions:**

Dissolve jello in boiling water stirring for 3 minutes. Add cubes and stir until jello thickens -about 3 minutes. Remove unmelted ice. Whisk in Cool Whip and whip until smooth. Fold in fruit. Chill until mixture will mound. Spoon into crust and chill for 3 hours.

This is great on a hot summer day!

**HELP... WE NEED YOUR RECIPES!**



# NEWS GOSSIP

By Aunt Blabber &amp; Adeline Moore



**Team Ice Cream** enjoyed some delicious treats at Coldstone Creamery. It was great to see Billy Bie up and out. Lots of stories were shared and all had a great time. Especially Bob “Give me another Scoop” Croslin. Who may have had more than his fair share of ice cream.



**John Smith** took **Cecelia** to Panama and had her try some of the native food. Pictured is deep fried squid heads and octopus/squid/shrimp ceviche served with fried plantain strips. She also got to ride in the Panama Canal and feed the wild monkeys that inhabit the small islands there.

Then: The Sunday from hell aka living a country western song: Starts off in Panama as we are heading home. GPS takes us to wrong airport. Finally get to the new airport & through security and we

find out they switched our gates to the other terminal (25 minute walk to the other terminal) Get to the gate and through security at the gate and literally board the plane with no time to spare. Get to Tampa economy parking garage and my truck is gone. It's been towed but no one can tell me why. Impound lot is across town by USF so we take a cab (\$80). Then we wait outside the lot in the hot FL sun for 3 hours until someone comes and unlocks the gate and relieves us of \$400 but no explanation of why we were towed. Get home and there is something wrong with Chase (our dog who you all know). Rush him to the emergency Vet and we find out he has cancer and needed to be put to sleep. Not one of the best of days. Ed. note: We are truly sorry to learn about Chase and please accept our condolences.

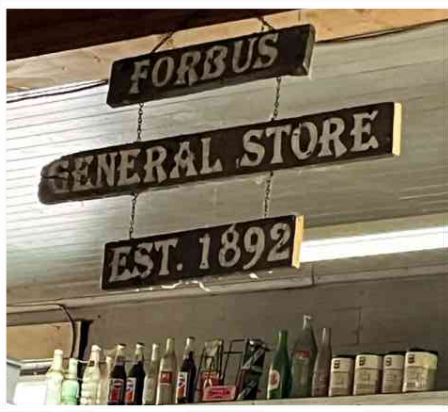
**Linda & Ken Harper** are off for three weeks in Alaska and Canada including a week long cruise and a week long trip through the Rockies on the Rocky Mountaineer railroad. Real pictures to follow.

**Lenny & Linda Parker** have been vacationing up in the Northeast and enjoying some lobster. Sadly while there Linda tripped over a chair and now is dealing with rehab for a broken hip. Please keep Linda in your prayers.



## July 4th Jim Sutch Breakfast Tour

Jim organized our annual Independence Day breakfast tour for years so this not only honors our nation, but Jim as well. We'll meet in the Northeast Shopping Center parking lot and depart at 9:00 AM. It's a short tour pretty much all along the water for coolness. When: Tuesday, July 4th, 9:00 AM Where: NE Shopping Center, 4th St. and 38th Ave. N., St. Petersburg.



**Darrell & Anne Farley** spent 8 fantastic days visiting family in Kentucky. The weather & temperatures were perfect.

Light weight jackets were needed at nighttime. The horses are our son **Jeff's** & daughter-in-law **Vickie's**. The trip isn't complete without a stop at the Forbus General Store in Pall Mall, TN.

Pall Mall is also the home of Sergeant York, WW I.

**Gareth & Debra Eich** just returned from a 3 day Model T tour in Bolivar, Missouri. While there, we visited **Harry S Truman's** birthplace, Ha Ha Tonka State Park castle ruins and Hangar Kafe. No we kept boots on the ground and did not skydive, although 5 in our group did. On the drive back to the hotel and before loading up the car for home, we stopped by **Nathan & Olive Boone's** homestead in Ash Grove, Missouri. Great touring in the foothills of the Ozarks, scenic and super nice Model T car people. There were about 24 cars on tour.

Next month it's off to Baraboo,

*Continued on page 13*

**4<sup>th</sup> OF JULY**

**TOUR & BREAKFAST**

TUESDAY, JULY 4 @ 9AM

NE SHOPPING CENTER, 294 37TH AVE. N., ST. PETE, FL 33704

DEPARTURE FROM THE NORTHEAST SHOPPING CENTER PARKING LOT AT 9:00 AM. THE LOT IS LOCATED DIRECTLY EAST OF THE MCDONALDS AT 3800 4TH ST. N. IN ST. PETERSBURG. WE'LL FINISH UP ABOUT 45 MINUTES LATER AT THE HANGER RESTAURANT



## **MONTHLY BREAKFAST**

**Who:** Breakfast lovers who enjoy talking  
**What:** Food and conversation with friends  
**When:** Tuesday, July 11, 2023 at 9:00 am  
**Where:** Kim's Family Restaurant  
 2101 Starkey Road Units L4/L5  
 Largo, FL 33778

**There's no better way to start you day than enjoying a great breakfast with good friends!**

*The*  
**Classie Lassie Lunch**

*Ladies, grab your hat and shoes.  
We've got some misbehavin' to do!*



*Join us as we get together for a delicious lunch!*

**WHO: ALL PIN-MAR LADIES**  
**WHAT: CLASSIE LASSIE 'GET TOGETHER' AND LUNCHEON**  
**WHERE: COLUMBIA RESTAURANT**  
**1241 GULF BOULEVARD**  
**CLEARWATER (SAND KEY), FL 33767**  
**TELEPHONE: 727-596-8400**  
**WHEN: THURSDAY, JULY 27, 2023 @ NOON**


*Hope to see you there!*

**PLEASE RSVP BY TUESDAY, JULY 25, 2023**  
**TO RONNIE MCCABE BY TEXTING or CALLING 727-253-8622**  
**or emailing [flbabe2@gmail.com](mailto:flbabe2@gmail.com)**

# Rambling Down Life's Road

By Bob "Wrong-way" Croslin

From left to right Jim Schauwecker, Don Scholander (yes, that Don S.), me, Jimmy ?? Earl Brunk, Bill Koontz.. Pic was taken the July 3rd, 1966. Golf flag on the fin courtesy of Glen Oaks golf course.



## Learning Curve

*Note: Every word of this article is accurate and true. Would I lie to you?*

After high school, I attended Pinellas Technical Ed Center PTEC. There I met a real flock of characters like Bill Koontz, the owner of the Batmobile. I became friendly with Gary "Butch" Green, an older guy married with four children. Butch was a master electrician who contracted polio and left with a withered left arm. It hung pretty much uselessly at his side so he enrolled to train as a draftsman. Butch was a huge fan of Y-block Fords and despite his disability, would salvage them, fix them and then sell them to supplement his income. Polio slowed

him but never stopped him. I often helped him get the cars and change engines and transmissions.

Butch's parents lived above an outlaw body shop just off 90th ave. in Pinellas Park and that's where much of the work took place. His dad, Frank would sometimes get cars that he didn't want to be bothered with. Over time he gave me two Buick's, a '53 Rivera with a banged up front end and a '57 red and white Roadmaster 2dr. HT with a bad transmission. The '53 donated it's perfect interior to the Batmobile before

becoming a demo derby car. The '57, I replaced the bad Dynaflo and sold it for a nice profit.

Along the way I learned so much from Butch who had the most positive, can-do attitude of anyone I've ever met. I was amazed at his ability to slide in under a Ford with a transmission on his chest and even with a withered arm, how he could install the transmission himself. It took time and a lot of work, but it got done. Often it was easier to pull the entire engine/trans assembly

*Continued on page 13*

*Continued from page 12*

and change it out of the car. With an automatic or T-85, it was always done that way. The transmissions always seemed to slide right home with almost no effort.

So, all these years later, I had to pull the engine and trans out of our '56 Thunderbird when reverse gear went south. I had the trans rebuilt and then installed it using the Butch Green method, or so I thought. I used a couple of pieces of threaded rod to hold the trans while using a couple of bolts to draw it to the bellhousing. When the splines met, I turned the engine to align them. After that, the trans slid right home. What I didn't realize was that I'd accidentally "Jammed" the shaft to the front pump. It took about a five mile drive for the pump to grind itself to pieces.

For the second time, out came the entire assembly to be rebuilt for the

second time once the parts are found. All because I did it the way we'd done it when I was a good looking kid. My point being that as we age, little details fade from our memories. I was so confident I didn't take into consideration there just might be more to it than I remembered.

Butch never did go into drafting. Over the time I knew him he'd take odd jobs as an electrician. He found ways to use his bum arm to hold things. He reacquired the skills he'd lost to polio, a bit slower but just as good as before. He and one of his sons formed a company specializing in street light installation and repair. The company became very successful and he was able to retire comfortably. We fell out of touch but about 10 or 12 years ago I ran into his wife and two sons at the Pinellas Park Christmas Parade and learned Butch had passed while watching NASCAR and rooting for his Fords. Me? I'm still learning.

*Continued from page 9*

Next month it's off to Baraboo, Wisconsin for the International Model T tour.



**Jim & Sandee Pfister** recently returned from a visit to New York City where they enjoyed a couple of Broadway Shows, and the new Broadway museum. A highlight of the visit was the TWA museum and hotel at JFK Airport, New York. The 1958 Lockheed Constellation aircraft "Connie" has been beautifully restored, and is available to visit.

**Jack & Mary Adair** head for the Mountains of North Carolina, see you in September when you return.

**Sweet Sage**  
*cafe*  
**& Gift Shop**

**Open Daily 7am - 2pm**

**SweetSageCafe.com**  
 16725 Gulf Blvd. North Reddington Beach, FL 33708  
**727-391-0453**

*Classic Car Restoration Service*

*Trust your car with people who love what they do!*

**OLD WHEEL RESTORATION**  
**Brando & Joanne Pistorius**  
 Tampa, Florida

1900 to 1980 All makes, Models, Era's  
 Small repairs to Major restorations  
 Experts in Mechanical, Body and Detailing  
 Get ready for Touring, Showing and or Selling  
 Owners of award winning Classics for 40+ years  
 Special attention to detail and authenticity

**Call 813-917-9205**      **www.OldWheel.com**

**Realistic**  
AUTO RESTORATIONS



2519 6th Ave. S.  
St. Pete, FL 33712  
727-327-5162

## The Collection on Palmetto



2116 Palmetto Street  
Clearwater, Florida 33765  
727-403-3086  
Laura@collectiononpalmetto.com



Contact Daryl 727.460.4220  
CleanCountyDetailing@gmail.com



Florida  
**Suncoast T Club**  
www.SuncoastTCuib.com  
ModelT@SuncoastTClub



**RACERS AND RODS**  
RACERS AND RODS AUTOMOTIVE MEDIA  
J.R. "JIM" JAMES  
RACERSANDRODS@GMAIL.COM  
CELL: (941) 536-4749  
WWW.RACERSANDRODS.COM  
YOUTUBE.COM/@RACERSANDRODS  
LIFE'S TOO SHORT TO DRIVE A BORING CAR!

**BONHAM**  
DENTAL ARTS  
BONHAM, BONHAM, & BONHAM

8300 113th Street Seminole, FL 33772 727-398-7473  
12720 Ulmerton Road Largo, FL 33774 727-581-1869

Serving Seminole since 1958


**Lewis W. Mohn**  
Funeral Home & Cremation Services

**FUNERAL HOME**  
SEMINOLE  
CREMATION SERVICES

9700 Seminole Blvd. • Seminole, FL 33772  
(727) 393-3481 • Fax: (727) 398-6863  
info@MohnFH.com • www.MohnFH.com

# Part 2 All Good Things Need Not End

By Bob "Wrong-way" Croslin



Last month, I shared the unfortunate story of my 57-year-old engine dolly being destroyed. Fortunately, my young neighbor Preston salvaged it from the trash and refurbished it for me. He even incorporated a broken piece to preserve its history. Despite the negative opinions some have about today's youth, Preston proves that there are still young people who are capable and talented. Big thanks to Preston for all of his help with the T-Bird and for rescuing and rebuilding my dolly.

## RESALE TO THE RESCUE

All Sales Fund **FLUFF ANIMAL RESCUE**

New inventory Includes:

- Pet Supplies
- Home Decor
- Furniture
- Fixtures
- Clothes
- Collectibles

...and so much more

**BUY 1 - GET 1  
FREE**  
All clothing & Shoes



**FLUFF's Stuff Re-Tail of Rescue**



9400 Seminole Blvd. • Seminole • 727-329-8443  
Monday - Saturday: 10am - 5 pm www.fluffanimalrescue.org

**BLAST**  
FROM THE  
**Past**



# The Pin-Mar News

In our 22nd Year  
1986 Vol 23, Ed. 10



## 1986 Officers

President: Jack Ward 584-5057  
 Vice President: Maryann Shaw 522-5982  
 Secretary: Roland Martens 347-3282  
 Treasurer: Skip Gauding 526-7015

NEWSLETTER

John Chapman 1-377-7822

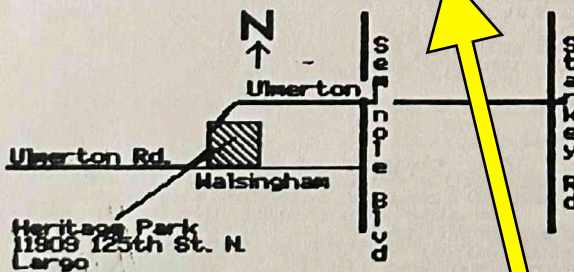
## OCTOBER

SUN	MON	TUE	WED	THU	FRI	SAT
			1	2	3	4
5	6	7	8	9	10	11
12	13	14	15	16	17	18
19	20	21	22	23	24	25
26	27	28	29	30	31	

## MEETING



The October Meeting will be held at Heritage Park as the map indicates. Gates will open at approximately 7:00 to 7:10 p.m. for us. We will meet in the Old Safety Harbor Church. The meeting will get underway at 7:30 p.m. as usual. October 7th of course, is the meeting date. Be sure to bring you car show registrations to the meeting. Also be sure to bring your check for the Banquet. (See related story). See you there!



We've been meeting at Heritage Village for awhile.

Who remembers meetings in the church?

## Pin-Mar News




### 100% Computerized !

What kind of an "Antique Car Club" would use a modern computer to produce our beloved Pin-Mar News? You Say! Well, it's just the same as ole Henry trying to modernize auto assembly lines. I hope you enjoy The Pin-Mar News in this format. If so, let me know, if not let me know. This is your newsletter.

Thanks Ed.

## CAR GAMES



October 5th  
 St. Petersburg Jr. College Parking Lot (5th Ave & 69th St) 2:00 p.m.  
 Bring your lunch, your camera and your sense of adventure. (If you haven't tried this before, this is something you'll never forget, in the fun dept. it rates a 10). We'll have a series of games that involve little more skill than breathing to participate but a great effort to win. SEE YOU THERE!

This month's Blast from the Past is from October 1986 or 37 years ago

Happy Birthday

**JULY**

**11th**  
Bill Hawkins

**13th**  
Wanda Ray  
Judith Ann Zeoli

**16th**  
Ed Daniels

**19th**  
Craig Dorman

**20th**  
Jo-Ann Corbin

**22nd**  
Anne Farley  
Bill Miller

**24th**  
Linda Harper

**31st**  
Linda Parker

Happy Birthday

**C L A S S I F I E D S**  
**SELL • SWAP • WANTED**

*Ads are free for two months to PIN-MAR members and friends.  
All ads need to be submitted to the editor no later than the 15th of each month*



**For Sale: '62 Ford Thunderbird**  
Turquoise in color, convertible, Roadster. 390 CID, garage kept, new appraisal, good reviews!! Owned by Sherry's late father. We've kept it in stewardship for 25 years. Now it's time to downsize. Asking \$35K for more information  
*Call Randy @ 727-421-4155*

**Wanted:** Vintage Advertising Signs for the Garage. Gas and Oil, Soda, and or Clocks and Thermometers. Big or small. *Call Charles @727-515-9920*

**For Sale: 1958 Chevy 4 door Biscayne**, 283, Power glide, \$9K,  
*Call Tom @ 815-357-8365*

**For Sale: '31 Model A Roadster**  
Always garaged, in great shape.  
*Call Warren @ 727-542-4158*

**For Sale: '60 Studebaker LARK VIII** four door "Susie"... Two owner 88,300 original miles, rebuilt flightomatic transmission... rebuilt brakes with nearly new tires and one repaint (Beige) asking \$8,900  
*Call John @ 727-522-1522*

**For Sale: '30 Model A** chassis. Frame, engine, trans on 1940 steel wheels.  
*Call @ Jack 813-313-8338*



**For Sale: 1977 MGB Brookland Green**, original owner, and its all original with 41k miles drives great and can be yours for \$29,000 make an offer...  
*Call Frank @ 407-405-5241*



**For Sale: '94 Brookland Bentley** low mileage; one owner; needs some electrical work; new tires and battery. If interested negotiate the price with owner.  
*Call Karen @ 813-833-5122*

**WANTED**  
*and*  
**NEEDED**


We currently have a complete set of newsletters for the club. But we're missing a few, and to compile a comprehensive library of PIN-MAR Newsletters, I need your help.

Below is a list of the missing newsletters. If anyone has a hard or digital copy of any of the missing newsletters, please get in touch with Mike Culotta.


- August 1979
- September 19 80
- November 1980
- September 1981
- December 1981
- January 1982
- February 1982
- April 1982
- May 1982
- September 1982
- October 1982
- November 1982



**Doug Schooley**  
**ENGINES INC.**  
**727-541-5301**  
*5526 64th Way N., St. Pete, FL*  
**CUSTOM ENGINE REBUILDING**







**13105 Walsingham Rd, Largo, FL 33774 • 727-596-4310**  
**10156 Bay Pines Boulevard, Seminole, FL 33708 • 727-317-5700**  
**9107 Fourth Street North, St. Petersburg, FL 33702 • 727-576-5005**